



Commercial Systems Australia Pty. Ltd.

BS8200: North Shelter



DIMENSIONS

Depth: 5.0m | Length: 5.0m | Height: 3.1m

MATERIALS

Frame: Mild steel
Purlins: Timber purlins
Shade screen: Australian hardwood timber
Roof: Colourbond corrugated sheet

FINISHES


Frame: Galvanised | Galvanised – Two pack polyurethane paint
Shade screen: Quantum oil

Note: Any standard Dulux colour available for powdercoated frames. Click [here](#) to find the Dulux Powdercoating Chart.

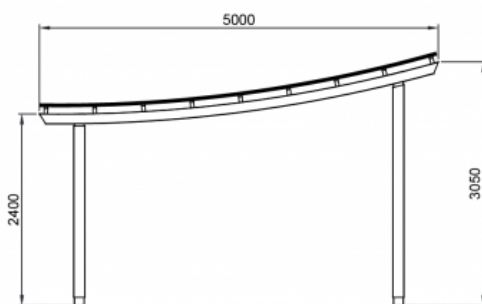
Eternity, Zeus and Intensity ranges incur additional charges

OTHER OPTIONS


Custom modifications available, including custom sizes.



Top view



Front View



End View