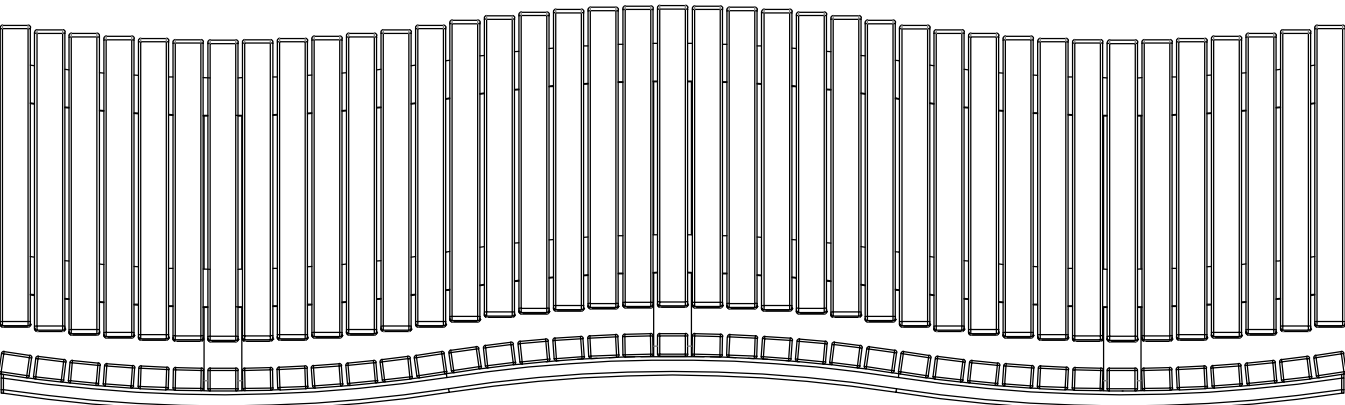
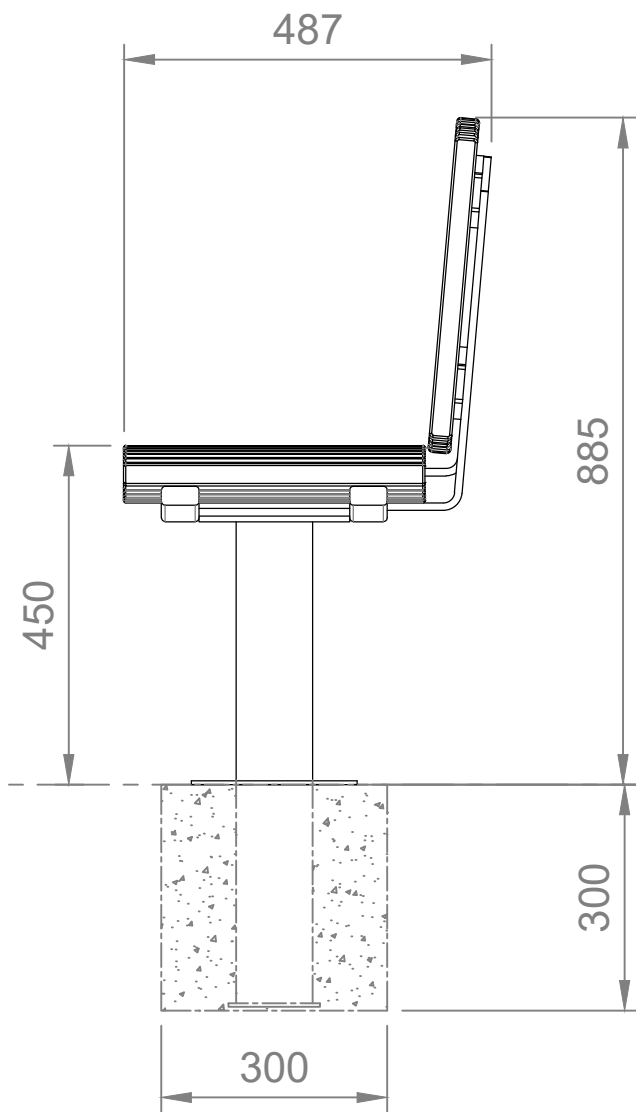


Top View

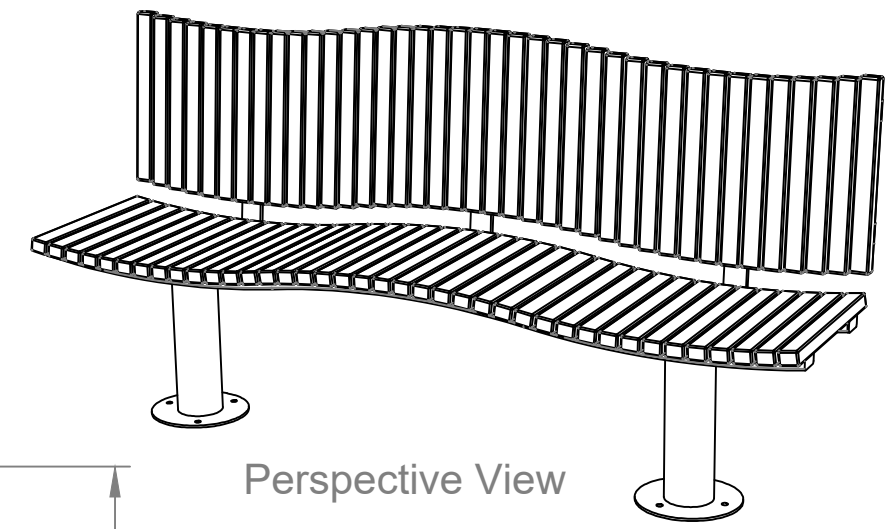


Front View



Right View

INSTALLATION DETAILS (Recommendations only)
Concrete footings, 25mPa:
 - Two 300x300x300mm minimum footing size
 - Bolt down to footings with 6x M12x75mm Dynabolts or similar
 - For extended leg option, set product(s) into footings
 or
Concrete slab, 25mPa:
 - One 1900x600x100mm (minimum) thick slab recommended



Perspective View



Commercial Systems Australia Pty. Ltd.
 42 Orchard St, Kilsyth South, VIC
 phone: (03) 9723 4111
 fax: (03) 9723 3494
 email: design@commercialsystems.com.au

Model Code: TM4311
 Model Description: Wave Seat 1.8m

Drawing: CS0245
 Sheet Number: 0
 Sheet Description: Installation

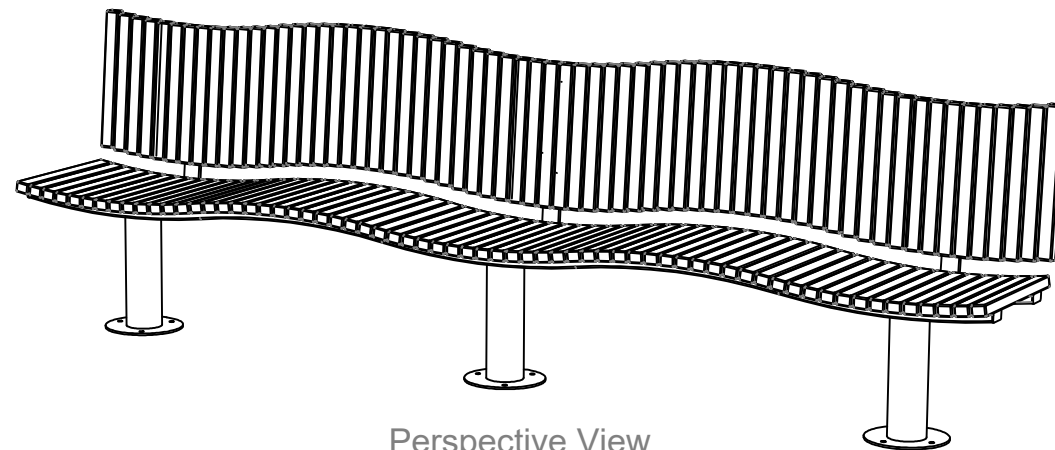
Drawn By: C.Artemiou
 Date Drawn: 04.03.2010
 Revision Number: 5

SCALE 1:1

ALL DIMENSIONS IN MILLIMETERS
 UNLESS OTHERWISE STATED
 ALL PARTS CENTRED UNLESS SPECIFIED

TOLERANCES

X	+/- 1mm
X.X	+/- 0.5mm
X.XX	+/- 0.05mm



Perspective View
(Base plated shown)

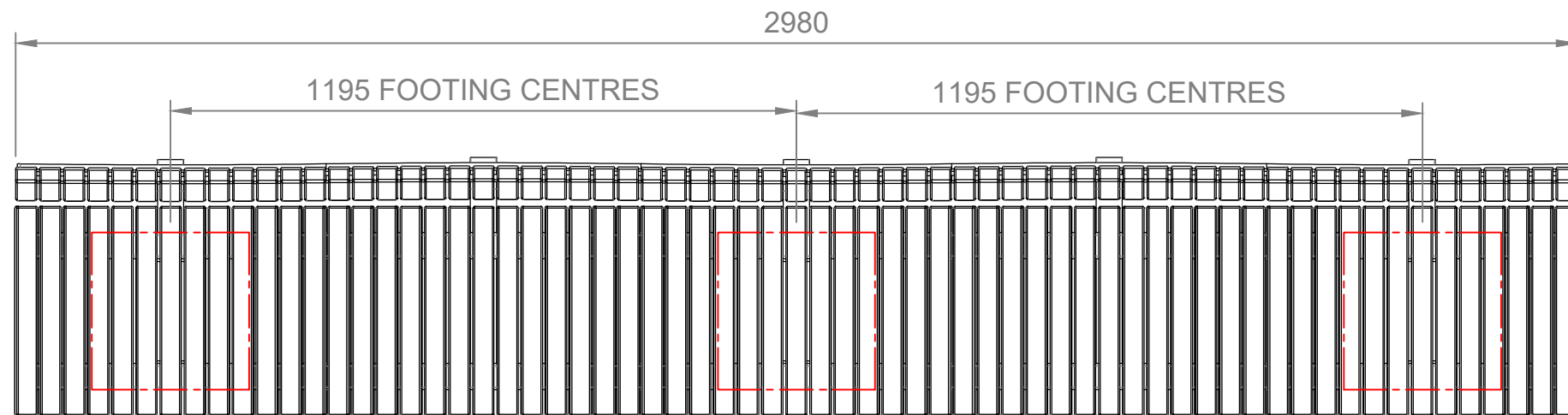
INSTALLATION DETAILS (Recommendations only)

Concrete footings, 25mPa:

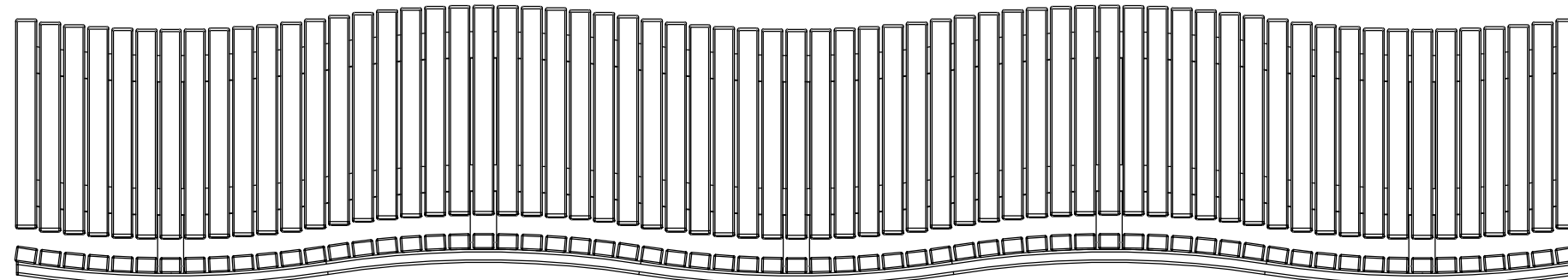
- Three 300x300x300mm minimum footing size
 - Bolt down to footings with 9x M12x75mm Dynabolts or similar
 - For extended leg option, set product(s) into footings
- or

Concrete slab, 25mPa:

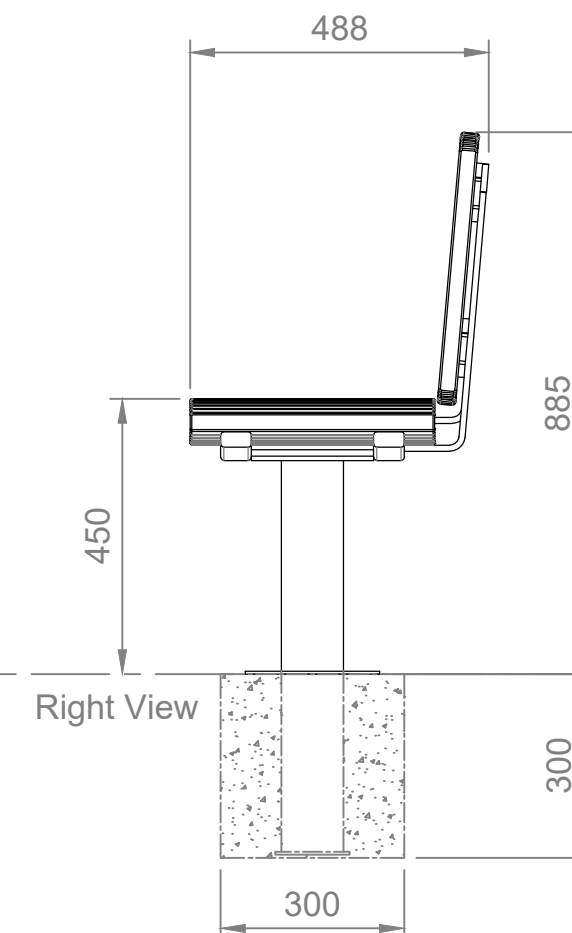
- One 3100x600x100mm (minimum) thick slab recommended



Top View



Front View



Right View

CSA
Commercial Systems Australia Pty. Ltd.
42 Orchard St, Kilsyth South, VIC
phone: (03) 9723 4111
fax: (03) 9723 3494
email: design@commercialsystems.com.au

Model Code: TM4311-3M
Model Description: Wave Seat 3m

Drawing: CS2034
Sheet Number: -
Sheet Description: Installation

Drawn By: C.Artemiou
Date Drawn: 04.03.2016
Revision Number: 2

Ground Level
SCALE 1:1

ALL DIMENSIONS IN MILLIMETERS
UNLESS OTHERWISE STATED
ALL PARTS CENTRED UNLESS SPECIFIED

TOLERANCES

X	+/- 1mm
X.X	+/- 0.5mm
X.XX	+/- 0.05mm