

CUSTOM LANDSCAPE FURNITURE SPECIALISTS



Commercial Systems
Australia Pty Ltd



PRODUCT SPECIFICATIONS AND INSTALLATIONS


This brochure gives you a brief overview of our products and services.

For further information, we encourage you to visit our website: www.commercialsystems.com.au

- There you can:
- Download product specifications and installation drawings
 - Request a quote
 - View recent projects and news
 - Learn about our custom design and manufacture capabilities.

CONTENTS

ABOUT US	1	Albert Park Range	12	LITTER RECEPTACLES	26
CUSTOM FURNITURE SERVICE	2	Hobsons Park Range	13	Doggie Waste	29
OUR ENVIRONMENTAL PLAN	3	Park Range	14	Smokers Bins	29
SEATING AND PICNIC SETTINGS	4	Yard Range	15	Wheelie Bin Enclosures	30
Customise Your Cast Furniture	5	Hills Range	16	Timber Enclosures	31
Nepean Range	6	Tubular Range	17	DRINKING FOUNTAINS	32
Gothic Range	7	Mayfair Range	18	BOLLARDS	34
Flinders Range	8	Metro Range	19	BICYCLE RACKS	35
Esplanade Range	9	Steel Slat Range	20	PEDESTRIAN BARRIERS	36
Wyndham Range	10	Perforated Range	21	TREE GUARDS AND GRATES	37
		Feature Seating	22	PLANTERS	38
		Additional Picnic Settings	24	SHADE STRUCTURES	40



Commercial Systems
Australia Pty Ltd

49-51 Vinter Avenue, Croydon Victoria 3136
Ph: 03 9725 9344 Fax: 03 9725 9744
www.commercialsystems.com.au

ABOUT US

Commercial Systems Australia (CSA) is an Australian company manufacturing and installing landscape, street and park furniture systems. We are based in Melbourne and proudly service customers throughout Australia and the world.

DESIGN

We pride ourselves on our unsurpassed range of products and designs. From seats, benches and drinking fountains to litter bins, bollards and bike rails, we offer more than 200 standard products and can custom design and manufacture others to suit your project needs. Our team of Design Engineers will work closely with you to make sure our custom products meet the highest quality standards and preserve your design integrity. No project is too big or too small.

MANUFACTURE

All CSA products are designed and manufactured to compliment and withstand the harsh Australian environment.

INSTALL

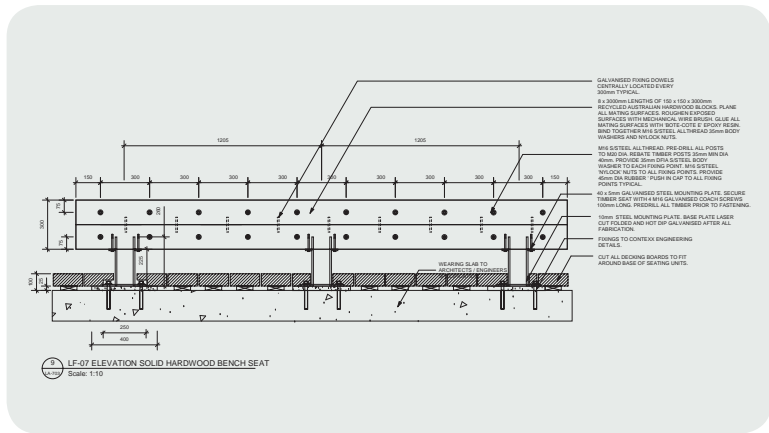
Our experienced installers have the qualifications and equipment to carry out every type of site installation. Completed installations range from large transit station fit outs through full streetscapes and malls to single bicycle racks and bollards.

*Proudly Australian owned,
Australian made.*

CUSTOM FURNITURE SERVICE

We offer a range of services to help you with your custom furniture projects.

- Product design and advice
- Concept renderings, 3D imagery, production CAD drawings
- Estimating
- Site inspections and measurements
- Prototypes
- Project management and installation.



OUR ENVIRONMENTAL PLAN

At Commercial Systems Australia we recognise the importance of environmental protection and sustainability. We are committed to minimising our environmental impact and have a management system in place to make sure this happens.

We offer customers a selection of recycled timber, recycled plastic and sustainable forestry timber products for use in bespoke or standard furniture.

ENVIROSLAT® COMPOSITE RECYCLED PLASTIC

Commercial Systems Australia recommends EnviroSlat®, composite recycled plastic for use on our standard and custom range of public furniture. EnviroSlat® is durable, long lasting and offers a great price for customers.

EnviroSlat® has the look of timber, with a natural embossed grain. Our colour Copper Bronze has been inspired by a blend of Australian Hardwood timbers.

Developed for Australian use, EnviroSlat® can be substituted for timber on our standard timber and metal range of furniture which includes seats, picnic settings and litter bin enclosures among many other products.

BENEFITS OF ENVIROSLAT®

- Diverts plastic and timber waste from landfill.
- Low maintenance and resistant to weathering.
- Requires no painting or staining as the colour is built in to the product.
- UV treatment and special pigments ensure minimal colour fade.
- Will not split or rot and is termite resistant.
- Anti graffiti coatings can easily be applied.
- Fantastic low price.

SUSTAINABLE TIMBER

Commercial Systems Australia does not support the logging of international forests. We support sustainable forestry and we source timbers from Australian-managed forests only.

Our standard Blackbutt timber is certified AFS. The objective of the Australian Forestry Standard is to provide forest managers and owners with economic, social, environmental and cultural criteria and requirements that support the sustainable management of forests for wood production.

Commercial Systems Australia also offers customers a selection of recycled or reclaimed timbers.

SEATING AND PICNIC SETTINGS



CUSTOMISE YOUR CAST FURNITURE

- Develop an exclusive range of cast aluminium end-frames for seating or picnic settings.
- Create unique landscapes through our full custom design and manufacture service.

It's easy and it is more affordable than you might think.

After your initial investment of 20 units, there is no minimum order.

All our castings are made in Australia.

Cast furniture can be bought as is or customised to incorporate your brand or logo. Or we can develop new products to suit your individual needs.



TM 4386 Lilydale Cemetery



TM 4301 Warriewood Estate




TM 4225 Stonnington City Council



TM 4303 Melton City Council



TM 4304



NEPEAN RANGE

- Sophisticated and elegant cast aluminium ends.
- Creative changes are made to the look and feel of this range by using a variety of powdercoat colours or polished frames.

SPECIFICATIONS

STANDARD LENGTHS


- 1800mm long seating

MATERIALS

- Cast aluminium frames
- Blackbutt timbers, or EnviroSlat® composite recycled plastic battens or Aluminium battens

FINISHES

- Frames either polished finish or powdercoated any standard Dulux powdercoat colour
- Timbers finished in Quantum Oil



GOTHIC RANGE

- Strong anti corrosive aluminium end-frames.

SPECIFICATIONS

STANDARD LENGTHS

- 1800mm long seating

MATERIALS

- Cast aluminium frames
- Blackbutt timbers, EnviroSlat® composite recycled plastic battens, or Aluminium battens

FINISHES

- Frames powdercoated any standard Dulux powdercoat colour
- Timbers finished in Quantum Oil



FLINDERS RANGE

→ Elegant cast end-frames for traditional garden settings.

SPECIFICATIONS

STANDARD LENGTHS

- 1800mm long seating

MATERIALS

- Cast aluminium frames
- Blackbutt timbers

FINISHES

- Frames powdercoated any standard Dulux powdercoat colour
- Timbers finished in Quantum Oil



ESPLANADE RANGE

→ Contemporary cast aluminium ends, strong and corrosion resistant.
→ Seat comes with optional armrests.
→ Picnic setting is wheelchair accessible.

SPECIFICATIONS

STANDARD LENGTHS

- 1800mm long seating

MATERIALS

- Cast aluminium frames
- Blackbutt timbers, EnviroSlat® composite recycled plastic battens, or Aluminium battens

FINISHES

- Frames powdercoated any standard Dulux powdercoat colour
- Timbers finished in Quantum Oil



WYNDHAM RANGE

- Versatile cast-end range of furniture.
Featuring Victorian Ash timber for internal use. Blackbutt timber, recycled plastic or aluminium battens for external use.
- Optional arm rests for seats.
- Wheelchair accessible picnic setting.

SPECIFICATIONS

STANDARD LENGTHS


- 1800mm long

MATERIALS

- Cast aluminium frames
- Blackbutt timbers, EnviroSlat® composite recycled plastic battens, or Aluminium battens

FINISHES

- Frames powdercoated any standard Dulux powdercoat colour
- Timbers finished in Quantum Oil



ALBERT PARK RANGE

→ Timeless urban park furniture.
A combination of tough mild steel frames with stainless steel and Australian timbers or EnviroSlat® composite recycled plastic.

- SPECIFICATIONS**
- STANDARD LENGTHS**
- 1800mm long
- MATERIALS**
- Mild steel frames
 - Blackbutt timbers or EnviroSlat® composite recycled plastic battens
- FINISHES**
- Frames either hot-dip galvanised or zinc plated and powdercoated any standard Dulux powdercoat colour
 - Timbers finished in Quantum Oil



TM 4115



TM 4064 (1930mm long)



LR 6520



TM 4140



TM 4115 / TM 4116

HOBSONS PARK RANGE

→ Classic urban park furniture.
Choose from Australian timbers or EnviroSlat® composite recycled plastic.

- SPECIFICATIONS**
- STANDARD LENGTHS**
- 1800mm long seating
- MATERIALS**
- Mild steel frames
 - Blackbutt timbers or EnviroSlat® composite recycled plastic battens
- FINISHES**
- Frames either hot-dip galvanised or zinc plated and powdercoated any standard Dulux powdercoat colour
 - Timbers finished in Quantum Oil



TM 4065



TM 4114 / TM 4117



LR 6500



TM 4114



TM 4135

PARK RANGE

→ Robust quality park furniture available in Australian timbers or EnviroSlat® composite recycled plastic.

SPECIFICATIONS

STANDARD LENGTHS


- 1800mm long seating

MATERIALS

- Mild Steel frames
- Blackbutt timbers or EnviroSlat® composite recycled plastic battens

FINISHES

- Frames either hot-dip galvanised or zinc plated and powdercoated any standard Dulux powdercoat colour
- Timbers finished in Quantum Oil



YARD RANGE

→ Economical furniture solutions for schools and community groups. Choose from Blackbutt timbers or EnviroSlat® composite recycled plastic battens.

SPECIFICATIONS

STANDARD LENGTHS

- 1800mm long seating

MATERIALS

- Mild steel frames
- Blackbutt timbers or EnviroSlat® composite recycled plastic battens

FINISHES

- Frames either hot-dip galvanised or zinc plated and powdercoated any standard Dulux powdercoat colour
- Timbers finished in Quantum Oil



HILLS RANGE

→ Heavy-duty mild steel frames and arm rests, when utmost strength is required.

SPECIFICATIONS

MATERIALS

- Mild steel frames
- Blackbutt timbers or EnviroSlat® composite recycled plastic battens

FINISHES

- Frames either hot-dip galvanised or zinc plated and powdercoated any standard Dulux powdercoat colour
- Timbers finished in Quantum Oil



TUBULAR RANGE

→ Softer lines are created through the use of curved frames and tubular metal.

SPECIFICATIONS

STANDARD LENGTHS

- 1800mm long seating


MATERIALS

- Mild steel frames
- Blackbutt timbers or EnviroSlat® composite recycled plastic battens

FINISHES

- Frames either hot-dip galvanised or zinc plated and powdercoated any standard Dulux powdercoat colour
- Timbers finished in Quantum Oil





MAYFAIR RANGE

→ Traditional solid timber furniture.
Victorian Ash timbers for internal
use only or Jarrah timbers for
internal or external use.



SPECIFICATIONS

MATERIALS

- Solid Jarrah or Victorian Ash timber

FINISHES

- Timbers finished in natural oil



METRO RANGE

→ Stainless steel furniture, the low
maintenance solution for city and
coastal landscapes.

SPECIFICATIONS

STANDARD LENGTHS

- 2000mm long

MATERIALS

- Stainless steel

FINISHES

- Polished finish



STEEL SLAT RANGE


→ Heavy metal furniture, designed and manufactured to withstand the toughest environments.

SPECIFICATIONS

STANDARD LENGTHS
• 2000mm long

MATERIALS
• Mild steel

FINISHES
• Powdercoated any standard Dulux powdercoat colour OR
• Hot-dip galvanised



PERFORATED RANGE

→ Perforated metal furniture: the economical solution that provides durability and strength under all conditions.
Dissipates heat and cold all year round.

SPECIFICATIONS

STANDARD LENGTHS
• 1800mm long

MATERIALS
• Mild steel

FINISHES
• Powdercoated any standard Dulux powdercoat colour



FEATURE SEATING

EM3004 / EM3005 SKATE PARK SEAT AND BENCH

- 1800mm long
- Mild steel frames and mesh, powdercoated any standard Dulux powdercoat colour



TM4303 / TM 4304 BASS SEAT AND BENCH

- 1800mm long
- Cast aluminium frames, powdercoated any standard Dulux powdercoat colour
- Blackbutt timbers, extruded aluminium or EnviroSlat® composite recycled plastic battens
- Optional custom cast infill logo




TM4310 / TM4311 WAVE SEAT AND BENCH

- 1800mm or 3000mm long
- Mild steel frames, hot-dip galvanised finish or powdercoated any standard Dulux powdercoat colour
- Blackbutt timbers, or EnviroSlat® composite recycled plastic battens



TM4068 / TM4043 / TM4360 / TM4156

- 1800mm long
- Mild steel frames, hot-dip galvanised finish or powdercoated any standard Dulux powdercoat colour
- Blackbutt timbers or EnviroSlat® composite recycled plastic battens



ADDITIONAL PICNIC SETTINGS

PM 2095 / PM 2098 / PM 2096

- Mild steel frames with perforated tables and benches, powdercoated any standard Dulux powdercoat colour

PM 2095 and PM 2098

- 1800mm long
- Wheelchair accessible at both ends

PM 2096

- 1900mm square



PM 2095



PM 2098



PM 2096

TM 4387 / TM 4322

- 1800mm or 3000mm long
- Mild steel frames, hot-dip galvanised or powdercoated any standard Dulux powdercoat colour
- Blackbutt timbers finished in Quantum Oil, or EnviroSlat® composite recycled plastic
- Wheelchair accessible at both ends



TM 4387



TM 4322

TM 4110 / TM 4120

- 1800mm long

TM 4110

- Solid Cypress Pine timbers finished in Quantum Oil

TM 4120

- Mild steel frames, hot-dip galvanised or powdercoated any standard Dulux powdercoat colour
- Blackbutt timbers finished in Quantum Oil, or EnviroSlat® composite recycled plastic



TM 4110



TM 4120

TM 4125/ TM 4122

- 1570mm long

- Mild steel frames, hot-dip galvanised or powdercoated any standard Dulux powdercoat colour
- Blackbutt timbers finished in Quantum Oil, or EnviroSlat® composite recycled plastic



TM 4125



TM 4122

LITTER RECEPTACLES

LITTER RECEPTACLES

Commercial Systems Australia Pty Ltd manufactures the largest range of litter receptacles in Australia. All our bins can be modified to suit your requirements. Lids, locks, laser-cut details and installation options are endless.


LR 6019 – LR6028

- Stainless steel bodies and lids
- Plastic internal liners
- Made to suit any capacity requirement



LR 6229 / LR 6175

- Dual litter and recycle bin unit or stand alone units
- Bodies in solid Jarrah or Victorian Ash (internal use only)
- Stainless steel lids
- Internal liners



LR 6040 / LR 6042 / LR 6227

- Timber slat litter bins with mild steel frames, hot-dip galvanised or powdercoated any standard Dulux powdercoat colour
- Blackbutt timbers finished in Quantum Oil (external use), Victorian Ash (internal use) or EnviroSlat® composite recycled plastic
- Stainless steel lids (excluding LR 6040)
- 55 litre galvanised internal liners



LR 6109 / LR 6140

- Mild steel bodies, powdercoated any standard Dulux powdercoat colour, with stainless steel donut lid
- 55 Litre galvanised internal liners



LR 6061 s.s. / LR 6228

- Polished stainless steel litter bins with flat lids
- 55 Litre galvanised internal liners



LR 6103 / LR 6136 / LR 6061 m.s. / LR 6099

- Mild steel bodies, powdercoated any standard Dulux powdercoat colour, with stainless steel flat lid (excluding LR 6099)
- 55 Litre galvanised internal liners.



DOGGIE WASTE

LR 6500 / LR 6520

Doggie litter bin and plastic bag dispenser

- Mild steel bodies, powdercoated any standard Dulux powdercoat colour
- Doggie bin comes with additional storage for bags and galvanised internal liner



SMOKERS BINS

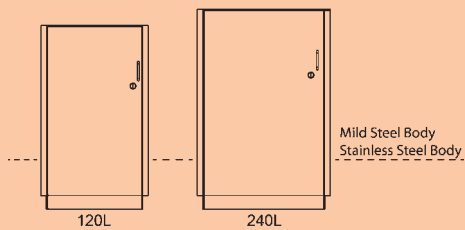
Stainless steel or powdercoated smokers bins for any environment and budget



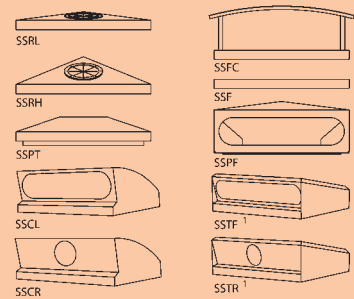
WHEELIE BIN ENCLOSURES

- Bodies available in stainless steel, powdercoated mild steel, Coreten steel
- Standard perforations are 40mm square or tri, with alternative perforations and laser-cut designs available
- More than 12 different lid styles and materials to choose from

Option 1: Size

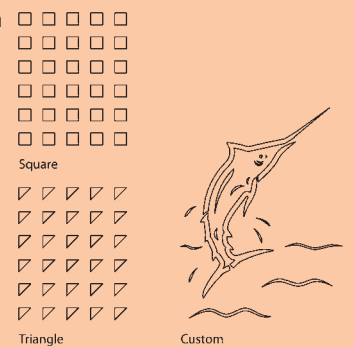


Option 2: Lid



¹ All lids are made from stainless steel. SSTF and SSTR, are available in mild steel powdercoated.

Option 3: Perforation

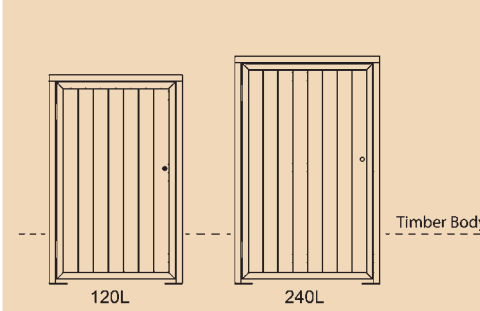


TIMBER ENCLOSURES

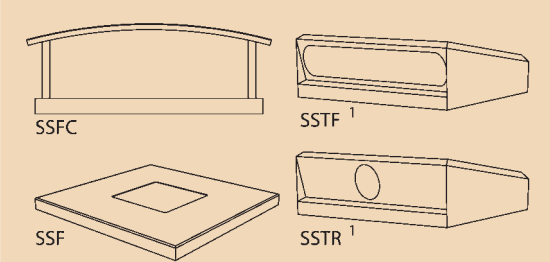
- Mild steel powdercoated frames
- Blackbutt timber or EnviroSlat® composite recycled plastic vertical or horizontal battens
- More than 6 different lid styles and materials to choose from



Option 1: Size




Option 2: Lid



¹ All lids are made from stainless steel. SSTF and SSTR, are available in mild steel powdercoated.





DRINKING FOUNTAINS

Designed for long-term performance, Commercial Systems Australia drinking fountains provide a wide range of options to suit all types of applications.

DF 5001 Plaza Drinking Fountain

- Pedestal in stainless steel or powdercoated mild steel, with stainless steel arm and bowl
- Wheelchair accessible
- Optional dog bowl
- Wall mounted available
- Optional vandal-proof side taps or timed flow side taps



DF 5040 Banyan Drinking Fountain

- Cast aluminium body and bowl, powdercoat finish
- Wheelchair accessible
- Optional dog bowl (DF 5041)
- Optional vandal-proof side taps or timed flow side taps




DF 5010 Heritage Drinking Fountain

- Mild steel with cast aluminium pedestal, powdercoat finish
- Stainless steel bowl
- Optional dog bowl
- Optional vandal-proof side taps or timed flow side taps



DF 5055 Te Ari Drinking Fountain

- Mild steel frame, powdercoat finish
- Stainless steel bowl and top
- Optional vandal-proof side taps or timed flow side taps



BOLLARDS

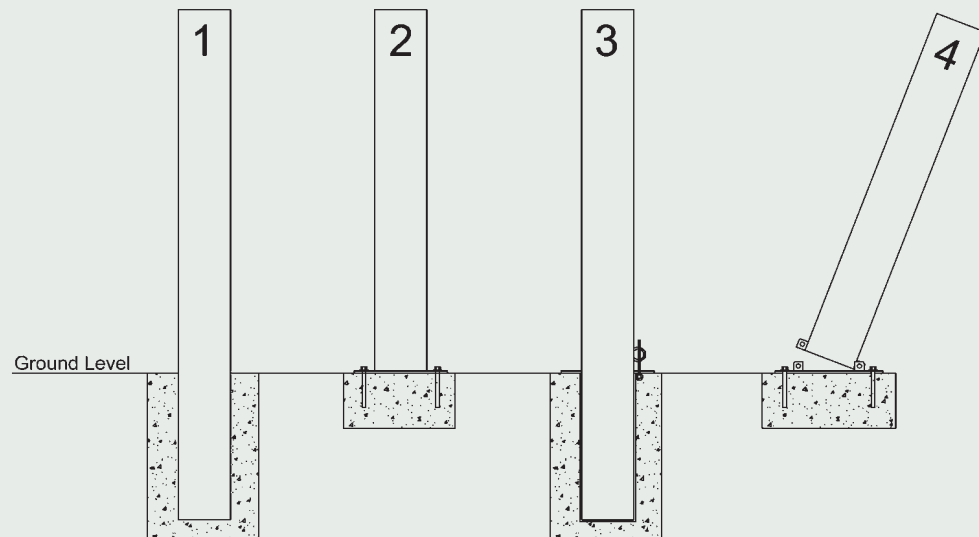
Bollards to protect, direct and connect to the design elements of every streetscape.

STANDARD OPTIONS

- Base plate, extended leg, removable (inground) sleeve or hinged fixing
- Polished stainless steel bodies, or mild steel bodies powdercoat or galvanised finish
- Varying heights or diameters
- Reflective tape
- Chain lugs

Fixings

1. Extended leg: extended leg fixed into ground with concrete
2. Bolt fixed: drill through base and bolt into concrete pad
Bolts: M12 x 75mm, zinc-plated Dynabolts
3. Removable (in-ground sleeve): in-ground sleeve set into the concrete. Bollard locked into the sleeve but can be removed as required.
4. Hinged / fold down, base attached to ground. Bollard is hinged and folds down to allow traffic to pass over.



SB 2005
Size: 150mm OD



SB 2015
Size: 165mm OD



SB 2030
Size: 360mm OD / SB 2031 (Rear)
– 200mm



SB 2052
Size: 100mm OD



SB 2085
Size: 90mm RHS



SB 2076
Size: 200mm tri



SB 2050
Size: 100mm OD

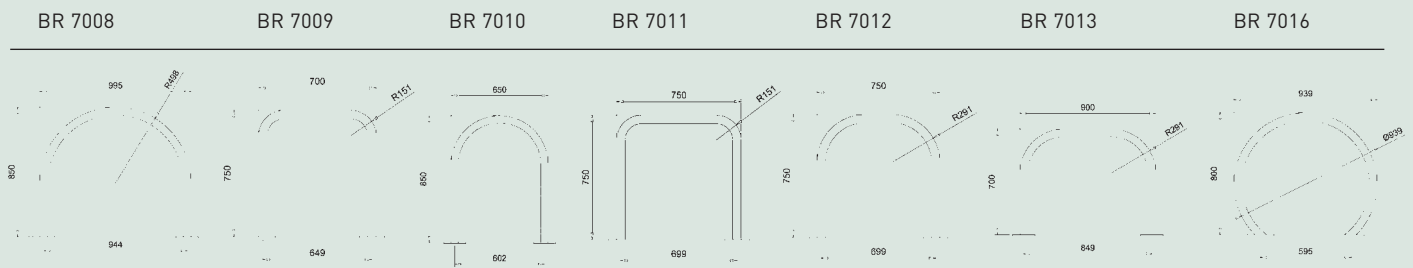
BICYCLE RACKS

Bicycle racks and leaning rails available in any length or capacity.

STANDARD OPTIONS

- Mild steel galvanised or powdercoat finish OR
- Stainless steel
- Direct bury into concrete footing OR
- Base plate for dynabolt fixing

Bicycle Leaning Rails



Leaning Rail



BR 7021



BR 7070



BR 7073



BR 7042



BR 7060



BR 7002

PEDESTRIAN BARRIERS

Control traffic around shopping centres, schools, railway stations and bus stops.

Custom-designed café barriers or pedestrian barriers in any material, length or configuration.

Contact our design team today to discuss your project requirements.



TREE GUARDS AND GRATES

Tree guards are supplied in halves for easy installation. Optional bases for fixing to grates, ground frames or concrete.

Standard cast iron or custom tree grates in stainless or mild steel available on request.

TG 1083

SPECIFICATIONS

- Laser-cut mild steel or stainless steel tree grates. Angle frames available
- Custom manufactured to any size and shape



TG 1075

SPECIFICATIONS

- Cast aluminium tree guard, powdercoated any standard Dulux powdercoat colour
- 1310 or 1520mm high



TG 1007 TG 1008 TG 1040 TG 1061


SPECIFICATIONS

- Mild steel tree guards, powdercoated any standard Dulux powdercoat colour
- 1500 or 1800mm high





PLANTERS



PLANTERS

Planter boxes manufactured to suit your project requirements.

STANDARD OPTIONS

- Custom sizes
- Galvanised liners
- Drip trays
- Adjustable feet
- Castors

Custom planter boxes to fit any shape or space. Contact our design team today to discuss your material, size and budget requirements.



PB 1531 / PB 1560

SPECIFICATIONS


- Powdercoated mild steel planters. Available in any perforation or laser-cut design.



PB 1570

SPECIFICATIONS

- Solid Jarrah or Victorian Ash (internal use only)



SHADE STRUCTURES

Purpose-built shelters – transit, picnic, BBQ, coaches box and smokers shelters. Each item designed to suit your requirements.

SELECT FROM THE FOLLOWING DESIGN OPTIONS:


- Size – any length, width or height
- Frame – round pipe or square mild steel frames. Galvanised with two pack polyurethane finish
- Roof – pitched, tapered, flat or curved Colorbond roofs
- Wall infill panels – polycarbonate, toughened glass, expanded mesh, galvanised sheet
- Fixing – surface or subsurface fixings

Let our product design engineers manage your project from design to installation.

WE CAN PROVIDE:

- Concept drawings
- CAD Shop drawings prior to manufacture
- Third party structural engineer certificates
- Total project management
- Delivery to site
- Full installation service by qualified and fully certified installers.





49-51 Vinter Avenue
Croydon Victoria 3136
Ph: 03 9725 9344
Fax: 03 9725 9744

WWW.COMMERCIALSYSTEMS.COM.AU

